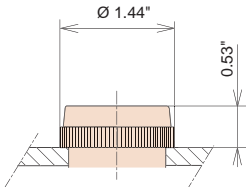
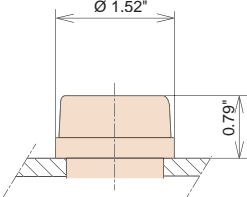
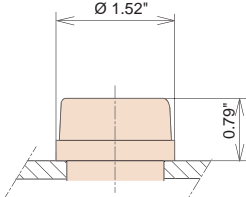
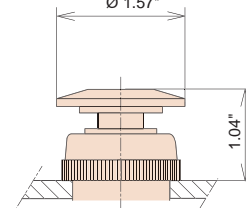
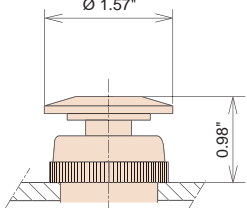
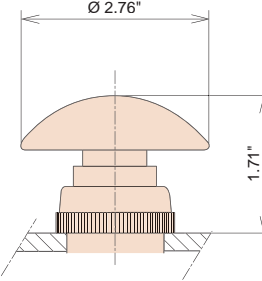
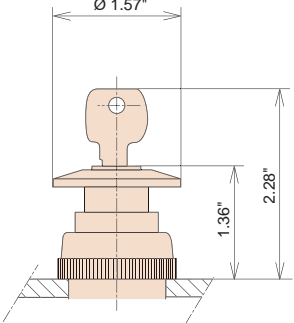
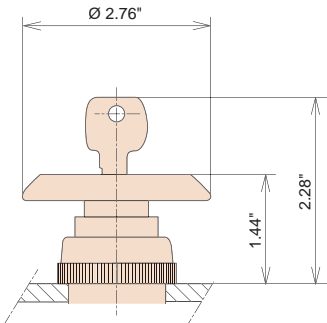
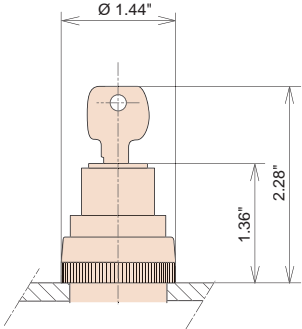
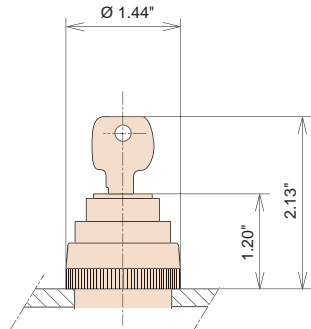
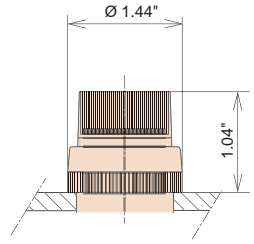
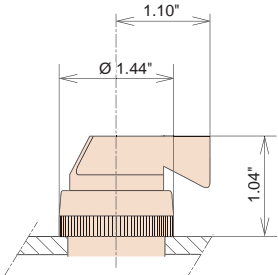
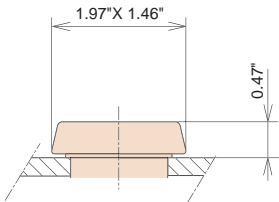
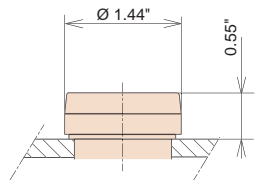
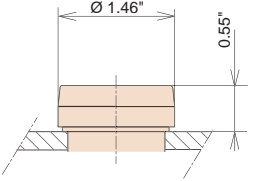
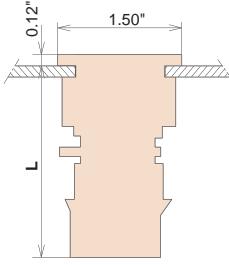
 <p>Momentary Flush Non-illuminated</p>	 <p>Momentary Flush Illuminated</p>	 <p>Momentary Projected Non-illuminated & illuminated</p>
 <p>Momentary Projected with IP67 shroud Non-illuminated & illuminated</p>	 <p>Momentary 40mm Mushroom Head Non-illuminated</p>	 <p>Momentary 40mm Mushroom Head Illuminated</p>
 <p>Momentary 70mm Mushroom Head Non-illuminated</p>	 <p>Push with 40mm Key Lock</p>	 <p>Push with 70mm Key Lock</p>

 <p>Push Projecting with Key Lock</p>	 <p>Key Lock 2 & 3 position selector switch</p>	 <p>2 & 3 position Selector Switch Knob Handle Non-illuminated or illuminated</p>
 <p>2 & 3 position Selector Switch Lever Handle Non-illuminated or illuminated</p>	 <p>Flush Twin Touch IP65 Non-illuminated</p>	 <p>Pilot Light Standard Lens</p>
 <p>Pilot Light with Chromed trim</p>	 <p>Super-flush Non-illuminated or illuminated</p> <p>L = add 0.40" to pushbutton depths given on pages 3-80 to 3-81</p>	